





BUILD **ON** SUCCESS

CPS STORAGE & HANDLING GUIDE 2018/19



CONTENTS

- 3** Corrugated bins
- 9** Unloading systems
- 13** Conditioning
- 21** Smoothwall bins
- 25** Handling
- 31** Livestock Handling

PROTECT YOUR INVESTMENT

At Crop Production Services (CPS), we know the effort you put into every growing season. With so much at stake, it's important to leave nothing to chance, including on-farm grain storage and conditioning. Our expertise, combined with a wide range of storage and handling solutions, ensures you'll keep the value of every bushel.



We start with a selection of dependable, high-quality farm storage solutions. From corrugated bins and large storage solutions to handling and conditioning equipment, we're with you from the moment your crop leaves the field.

Our product partners are brands you know and trust. Like CPS, they've worked with growers for years, perfecting and improving both standard and customized design-build solutions to ensure you get the storage and handling that fits your farm.

CPS works with you to put the right system in place. Our extensive network of retail locations across Western Canada gives you access to expertise, flexible financing options and valuable sales programs. Working with your local CPS retail, you can be confident your grain is protected and maintaining its value right up until it leaves your farm.

Bring on the challenge of a new season – we're here to help.

When you succeed, we succeed.

DESIGN & BUILD

On spec. On time.

For operations requiring large storage capacity, look to our tailored solutions. From initial concept to completion, following a unified workflow gives you control, reducing complications.

Our equipment specialists and CPS retail staff work alongside you to determine specific operational needs. Our experience customizing large scale grain handling and storage projects in a team-based construction approach delivers top results – storage and handling solutions specific to your needs, completed faster and at a reasonable cost.



1. Plan

We work collaboratively with you from the start, gaining a deep understanding of how the project fits your overall business objectives – and from that comes a customized concept.



2. Design

With a focus on quality and efficiency, our expert design team takes your custom plan and translates it into a storage and conditioning solution.



3. Build

We effectively coordinate both the designing and building phases, leaving you free to manage daily operations.



4. Completion

From initial contact to completion, detailed follow-through ensures your absolute satisfaction.

Our qualified team of contractors strives for excellence in product quality, workmanship and customer service. We ensure that your storage system works properly upon completion and for years to come.





CORRUGATED BINS

Right on the mark

From 5,000 bushel hopper bins to 186,000 bushel farm bins, CPS can provide the storage your farm needs to manage production and growth.

Backed by flexible financing and leasing options plus competitive pricing, you know your investment in storage equipment will be profitable for years to come.

Dedicated CPS retail staff, backed by an experienced team of storage and handling experts, ensures you get the system you need – on time and on budget. Talk to us to develop a quote and finance plan that will work for you.

WESTOR FARM BINS

WESTOR™

Westor™ – Manufactured exclusively for CPS by **WESTEEL** 

When storing and managing grain, fertilizer and petroleum products, look to a name you trust. Westeel supplies a full line of farm management products and accessories, all manufactured to the same industry leading standards their bins are famous for.

- Available in sizes starting at 30' diameter or 17,000 bushels
- Exterior stiffened or non-stiffened
- Industry leading roof strength
- Customizable for your specific needs



WESTOR HOPPER BINS

WESTOR™

A premium line of corrugated grain storage bins, manufactured exclusively for CPS by Westeel, provides unbeatable storage solutions for Western Canadian producers. Hopper cones are precision matched with the bins to give exceptional fit against the elements.

- Long-term corrosion resistance with G115 grade galvanized steel to protect your investment
- Engineered for strength and durability
- Available in 15', 18', 21', 24' and 27' diameter in both hopper bottom and flat bottom models



SUPERIOR FARM BINS



	BIN DIAMETER	RINGS	CAPACITIES
Unstiffened farm bins	15' – 48' diameter	3 – 10 rings tall	1,836 – 62,397
Stiffened farm bins	15' – 54' diameter	5 – 25 rings tall	2,929 – 186,194

Lifetime warranties: Superior unstiffened farm bins come with a lifetime roof and bottom ring warranty.

Bin access: 66-inch doors are standard on all farm bins. Stairs and platforms, roof ladder packages and interior and exterior ladders and platforms provide safe, easy access to your bin.

Roofs: Superior farm bins come with an unstructured roof that can handle 8,000-pound peak loads, including ground snow loads of 40-pounds per square foot and withstand wind gusts up to 90 mph.

Sidewall stiffeners (stiffened farm bins): Stiffened hopper bins include stiffeners that are roll formed for a consistently perfect fit. Splice connections on three planes provide critical load bearing transfer between stiffener sections.

44-inch anchor base stiffeners (unstiffened farm bins): 44-inch anchor base stiffeners boost stability and provides extra strength on the bottom ring where the force of grain is greatest.



SUPERIOR UNLOAD SYSTEMS

PREMIUM UNLOAD


Superior's premium unload systems are designed for strength and durability. An 11-inch premium unload is available on 18' – 48' bins and a larger 13-inch option is available for 36'-60' bins. A larger gearbox, Block Buster auger and the ability to add accessories makes unloading your bin easier, faster and safer.

PREMIUM UNLOAD ACCESSORIES

Premium unload accessories offer flexibility during unloading.

Block Buster auger

Available on all premium unloads, Superior's Block Buster auger is a specially engineered auger used to break up chunks around the centre sump allowing grain to continue flowing freely.



Incline augers and extension tubes

A 25-degree incline auger and unload extension kits provide flexibility during unloading.

SUPERIOR HOPPER BINS

	BIN DIAMETER	RINGS	CAPACITIES
Unstiffened hopper bins	15' – 27' diameter	3 – 6 rings tall	1,836 – 11,769
Stiffened hopper bins	15' – 30' diameter	3 – 12 rings tall	1,836 – 27,799

Remote opener: A standard ground control remote opener allows for safe and easy operation from the ground.

Roof ladder: A roof ladder is standard on all Superior hopper bins. For additional safety, add an optional roof ladder handrail package.

Sidewall sheets: 44-inch wide corrugated sidewall sheets with a G90 or higher galvanization are used on all hopper bins.

Roofs: Superior hopper bins come with an unstructured roof that can handle 8,000-pound peak loads, including ground snow loads of 40-pounds per square foot, and withstand wind gusts up to 90 mph.

Sidewall stiffeners (stiffened hopper bins): Stiffened hopper bins include stiffeners that are roll formed for a consistently perfect fit. Splice connections on three planes provide critical load bearing transfer between stiffener sections.

44-inch anchor base stiffeners (unstiffened hopper bins): 44-inch anchor base stiffeners boost stability and provides extra strength on the bottom ring where the force of grain is greatest.



PROVEN LEADER, *LIKE YOU*

WELCOME TO THE EXCITING NEW WORLD OF PROVEN® SEED

Our new seed lineup changes everything. Proven performance in canola, cereals and forages. And now Proven in corn and soybeans. Proven by CPS retailers and agronomists, dedicated to providing leadership in yield, disease management, trials and advice — plus an all-new performance package that's Proven, like never before. Available only at your CPS retail. *We're with you.*



Proven® Seed is a registered trademark of Crop Production Services (Canada) Inc.
CPS CROP PRODUCTION SERVICES and Design is a registered trademark of Crop Production Services, Inc.
09/17-56762-1

provenseed.ca

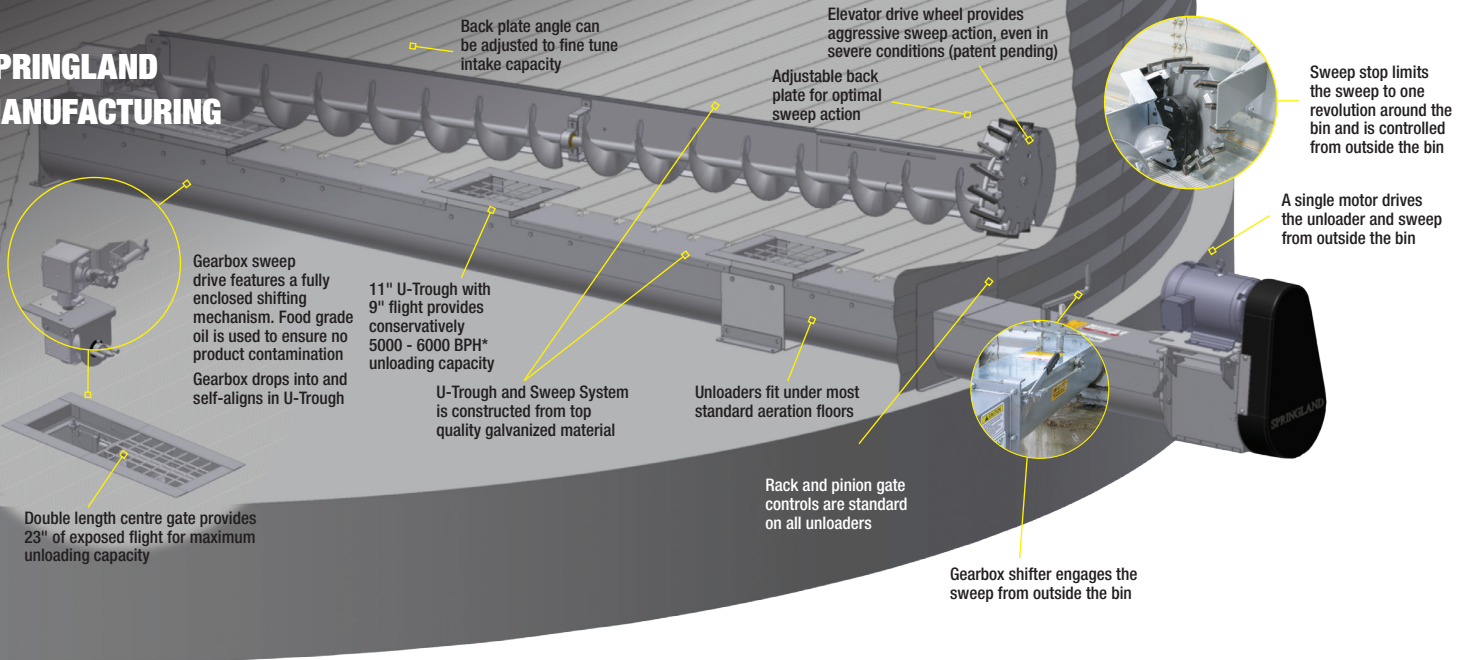


UNLOADING SYSTEMS

Grain on the go

When it comes to taking grain out of your bins, CPS offers a wide variety of turn-key options to make the job as efficient as possible. Our equipment lineup comes with varying unload capacities and their reliability is tested and proven time and again with our broad base of existing customers. Let our expert equipment staff match your farm's needs with the right unloading system.

SPRINGLAND MANUFACTURING



SPRINGLAND

SPRINGLAND MFG.

Setting the standard in unload systems

- **High capacity:** Unloads at 5,000 to 6,000 bushels (136 to 163 MT) per hour (BPH). The Springland U-Trough design moves more material than traditional round tubes at the same horsepower with less chance of grain damage
- **Durable construction:** With 14 gauge G90 galvanized materials, powder coated finishes and sealed gearboxes, Springland U-Trough requires minimal maintenance and will provide years of reliable operation
- **Industry leading:** Springland elevator wheel provides positive sweep advancement
- **Ease of installation:** Springland unload systems fit under most standard aeration floors and require minimal assembly

Springland U-Trough unload systems set the standard in high capacity, high quality unloading equipment. Ease of installation, top quality materials and proven design are just a few reasons satisfied customers have chosen Springland U-Trough systems over the competition for the past 25 years.

Unloader systems are available to fit 15' to 66' bins. Unloader extensions for custom installations are also available.



Incline elbow elevates the discharge. Either an electric or hydraulic powerhead can be attached below the incline.



A hydraulic powerhead is used where electric power is unavailable.




An electric powerhead with quick detach motor mount and over centre belt tensioner. Belt guard swings out for easy access to belts.

Norstar Farm Series U-Trough unloads

Tried and tested on the market for over a decade, Norstar Farm Series U-Trough unloads provide efficiency and operational safety in clean-out. The permanently installed gear-driven sweep is fully integrated with the U-Trough to create a complete system that is easily operated from outside of the bin. Norstar's widemouth centre sump increases takeout capacity while the SureGrip™ wheel ensures sweep traction and forward motion. When you choose a Norstar U-Trough, you get market-leading quality that gives you market-leading results.


- Designed for 14' – 61' bin diameters
- 8" or 11" U-Trough
- 7 ¼" or 9" sweep
- Up to 8,170 BPH U-Trough capacity
- Up to 4,600 BPH sweep capacity



Norstar Express Series U-Trough unloads

The U-Trough EX (Express Series) is a pairing of increased unload capacity and sweep power. Designed for use in larger bins than the standard FS series, the EX series is built to combine with Norstar's Commercial Express sweep using a sweep pivot located at the centre sump. Powered by a motorized tractor drive and Norstar's SureGrip™ wheel, the Commercial Express provides a combination of power and capacity that lends itself to operations that require more than a standard Farm Series sweep. This partnership allows Norstar's U-Trough EX to provide you with unmatched unload efficiency.

- Designed for 30' – 72' Bin Diameters
- 11" or 14" U-Trough
- 10" or 12" Sweep
- Up to 10,000 BPH U-Trough Capacity
- Up to 6,500 BPH Sweep Capacity



Norstar Platinum Series

The Norstar Platinum Series is an innovative truly zero-entry sweep/unload system that fully-integrates a motorized sweep with a U-trough unload. With the Platinum Series there is no need to enter the bin, it has an above-floor collector ring (exclusively UL listed) and a twin-flight centre sump. These features allow for the sweep and unload to seamlessly combine with all cabling running underneath the floor. The Platinum Series provides exceptional efficiency in gravity unload and clean-out, with unload capacities of up to 12,000 BPH and sweep capacities of up to 6,500 BPH.

- Designed for 30' – 90' bin diameters
- 11" or 14" U-Trough
- 10" or 12" sweep
- Up to 10,000 BPH U-Trough capacity
- Up to 6,500 BPH sweep capacity



FLOOR OPTIONS



Function and performance

Our truss structure, made with G90 galvanized metal, includes an extra centre support for increased strength with minimal aeration loss. This flooring system is able to withstand over 100-ft of grain in any bin size.



Our .050 corrugations is the most popular aeration floor for flat bottom bins and offers 35 per cent more open area than most competitors. The .094 floor is the perfect choice for cooling and drying corn, sunflowers and other larger seed crops, with 16.75 per cent more open area.

All Size advantage

Shallower corrugations for easier bin clean-outs and keeps grains from being trapped in the floor or pushed down.

Consistent hole size of the shallow corrugations.


A more hassle-free set up, 7-inch wide board allows for a proper fit in a round bin, and provides more strength than wider boards with centre channel supports on each panel.




You've got a lot riding on us



The Syntiro support system (patent pending) is our latest in aeration floor supports. The quick connections and long spans are designed for a fast and easy install. Engineered to aid in efficient air flow, the Syntiro system uses half the typical number of support rows as the competition and offers twice the load capacity.



When overlapping supports, the spring steel clips keep the supports together. Their jagged teeth design secure the clips lock, and their clip-on style will not pop off during installation



The 20" All Size ribbed flashing is spliced for smaller diameter bins and non-spliced for larger diameter bins. The perforated ribs allow consistent airflow as well as superior strength when a bin sweep is used.



The 'T' track flashing bridges the gap between the All Size floor and any flat surface (auger clean-outs, tunnels and pits)



CONDITIONING

On target for full crop value

Keep your grain safe from damaging high temperature and moisture, with aeration solutions from CPS.

Choose from a complete line of aeration products for grain conditioning and drying, available for all bin models and brands. We sell fans and aeration systems; including rocket systems, horizontal tubes and full floor aeration. CPS also offers a range of grain dryers, to meet all conditioning needs.

INTELLICONN

INTELLICONN CONNECT™

Long-range Wi-Fi communication and remote monitoring and control.

Get connected

Constant connectivity is crucial to staying in touch. Whether you are checking on the kids, the cattle, or who just turned in the driveway, our **intouch™** products help you be better connected to your buildings, properties, and equipment. We can help you get connected to a better Internet connection, and then give you Wi-Fi from 20 meters to 20 kilometers, so you can access the Internet from almost anywhere at anytime.

Get in touch

You can't always be where your stuff is, so remotely monitoring activity at your home, shop, yard or cabin gives you the peace of mind that your assets are secure and your employees or animals are doing what they are supposed to. Our **incontrol™** products monitor a wide range of activities or equipment, like letting you know when someone comes in or goes out of the driveway; if a door is open; or if it's time to re-order fuel or propane.

Get in control

Remotely controlling your stuff lets you act or react quickly, no matter where you are, saving you time and money. Whether you want to give someone access to a building or property, turn on the lights, turn off a fan, or turn up the heat, our **incontrol™** products let you easily control all your assets with the touch of a button on your smartphone or tablet. All of our **Easy Connect™** products connect via Wi-Fi and are simple to install and enable.



INTELLICONN. IN TOUCH. IN CONTROL.



OPI GRAIN MONITORING

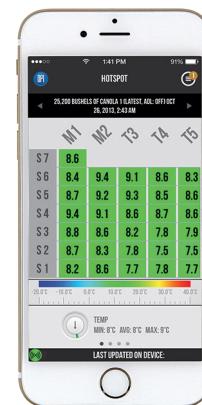


Grain management allows you to simply and cost-effectively protect your investment. Improve your bottom line with OPI's integrated grain management solutions.



OPI™ Blue

OPI Blue is a wireless system that delivers timely grain storage information to your mobile device. No more driving to your bins to plug in. OPI Blue allows you to remotely monitor temperature, moisture and inventory levels in your bin 24/7 and alerts you when your grain starts to trend out of condition, giving you peace of mind.



OPI Blue features:

- Fully automated fan control, up to 80 per cent reduction in run-times
- Hourly grain temperature and moisture readings
- Grain inventory levels
- Compatible with any device, PC or mobile
- Weather station integration and EMC
- New features automatically downloaded from the Internet
- Ability to view bins and multiple sites in a simple user interface
- Historic data stored securely and backed up online
- Enabled for remote troubleshooting



StorMax Cables



OPI's exclusive series of retractable temperature cables leverage industry-leading digital technology to record and provide vital grain condition data to your advanced grain management system. Temperature cables are highly accurate, easy to install and service.



OPI's moisture cables monitor temperature and humidity in the bin. By calculating grain moisture content, they help manage all in-bin drying and conditioning applications. Combine them with an automated fan control system for the highest degree of moisture control and accuracy in the market

Cable Node

- Measures temperature and moisture cables
- 1-channel model for up to 30 sensors, or 8-channel model for up to 240 sensors
- Solar powered, with 5+ year battery life
- Wirelessly transmits data to the gateway up to 3,000 ft.



Gateway

- Wirelessly receives data from up to 25 nodes
- Transmits data to your mobile or desktop device through the Internet



MERIDIAN



Meridian AirMax aeration

- Vertical or removable horizontal versions for hopper cones
- Full floor aeration systems to maximize effectiveness of your drying, cooling or aeration efforts
- Available in a variety of capacities for bins up to 25,000 bushels

Meridian AirMax aeration fans

- Designed for maximum air flow
- CSA approved
- Fan sizes: 3HP – 10HP
- Full centrifugal, inline centrifugal and low speed centrifugal
- Powder coated housing
- Aluminum fan blade



Grain Guard

A trusted expert in grain aeration and conditioning for over 25 years, Grain Guard specializes in the manufacturing of natural air grain drying equipment, aeration fans, specialized ducting and low temperature heaters. Grain Guard has an established catalog of in-line, low speed and high speed centrifugal aeration fans, ranging from 3 – 30HP. With more than 100,000 fans in operation Grain Guard remains the leader in aeration design.

In-line aeration

- Available in 3, 5, 7 and 10HP options
- Single phase or three phase
- 18", 24" and 28" diameter openings
- Weatherproof electrical controls



Next Generation Rocket

- Laser cut internal ring
- Upgraded three leg support system
- Smooth louvered surface
- Increased louvered area compared to original rocket
- Commercial sizing available



High speed centrifugal fan

- Available in 3, 5, 7.5 and 10HP options
- 9" x 14" outlet
- Enclosed, fan cooled, electric motor



Low speed centrifugal fans

- Totally enclosed, fan-cooled motors on all low speed centrifugal fans
- Balanced and powder coated, the seam welded steel centrifugal wheel features airfoil blades to maximize air flow
- Adjustable feet are standard on all low speed centrifugal fans, allowing the unit to be leveled while on the support platform



Roof vent

- 16" diameter screen bottom
- No-leak design
- G90 galvanized steel

AERATION AND ACCESSORIES

If you have questions about product specifications or need to clarify which system will best meet your storage requirements, talk to your CPS representative. With access to expertise from CPS equipment specialists, they can connect you to the best solutions.

WHEAT – Heater sizing chart

HEATER/FAN COMBINATIONS	BIN DIAMETER (FT)							
	14/15/16	18/19	21/22	24/25	27	30	33	36
GGH-8350 9x14 60K BTU								
3HP Full Centrifugal	20 (16)	30 (10)	30 (10)	30 (10)	NR	-	-	-
GGH-8351 9x14 100K BTU								
5HP Full Centrifugal	22 (18)	32 (16)	36 (14)	36 (11)	36 (10)	-	-	-
GGH-8351 9x14 100K BTU								
7.5HP Full Centrifugal	20 (18)	30 (18)	36 (14)	36 (13)	36 (12)	-	-	-
GGH-8354 12x17 200K BTU								
10HP Full Centrifugal	-	NR	NR	30 (15)	30 (12)	30 (11)	30 (9)	30 (8)
GGH-8352 18" RND 60K BTU								
3HP 18" Inline Centrifugal	15 (12)	18 (12)	22 (10)	30 (10)	NR	-	-	-
GGH-8353 24" RND 100K BTU								
5HP 24" Inline Centrifugal	NR	16 (12)	18 (14)	24 (12)	28 (10)	-	-	-
GGH-8353 24" RND 100K BTU								
7HP 24" Inline Centrifugal	NR	18 (14)	20 (16)	28 (14)	32 (12)	-	-	-
GGH-8355 28" RND 200K BTU								
10HP 28" Inline Centrifugal	-	30 (20)	30 (18)	30 (16)	30 (15)	30 (13)	30 (11)	30 (9)

■ Optimum
 ■ Acceptable
 ■ Not recommended
 xx Max bin wall height for fan/heater combination
 (xx) Max bin wall height to achieve 1 cfm/bushel airflow





CANOLA – Heater sizing chart

HEATER/FAN COMBINATIONS	BIN DIAMETER (FT)							
	14/15/16	18/19	21/22	24/25	27	30	33	36
GGH-8350 9x14 60K BTU								
3HP Full Centrifugal	NR	12 (10)	18 (10)	22 (9)	27 (7)	-	-	-
GGH-8351 9x14 100K BTU								
5HP Full Centrifugal	12 (12)	18 (12)	16 (11)	20 (10)	25 (8)	-	-	-
GGH-8351 9x14 100K BTU								
7.5HP Full Centrifugal	NR	13 (12)	16 (12)	24 (10)	24 (10)	-	-	-
GGH-8354 12x17 200K BTU								
10HP Full Centrifugal	-	NR	NR	NR	30 (12)	30 (10)	30 (9)	30 (7)
GGH-8352 18" RND 60K BTU								
3HP 18" Inline Centrifugal	NR	NR	NR	12 (8)	12 (6)	-	-	-
GGH-8353 24" RND 100K BTU								
5HP 24" Inline Centrifugal	NR	NR	NR	NR	NR	-	-	-
GGH-8353 24" RND 100K BTU								
7HP 24" Inline Centrifugal	NR	NR	NR	NR	12 (10)	-	-	-
GGH-8355 28" RND 200K BTU								
10HP 28" Inline Centrifugal	-	27 (16)	30 (15)	30 (14)	30 (13)	30 (12)	30 (10)	30 (9)

■ Optimum
 ■ Acceptable
 ■ Not recommended
 xx Max bin wall height for fan/heater combination
 (xx) Max bin wall height to achieve 1 cfm/bushel airflow



SUPERIOR GRAIN DRYERS

Continuous mixed-flow dryers

Superior believes the quality of your grain should reflect the hard work you put into it. That's why Superior continuous, mixed-flow dryers condition grain with a low-stress process that reduces moisture, not quality.

From corn to soybeans to wheat to canola, Superior dryers gently condition any type of grain to the moisture levels necessary for long-term storage. Just like their grain bins, Superior combines the latest innovations with the highest-quality materials to build the safest, most reliable, most efficient grain dryers available.

Dryer sizes: Superior grain dryers range from Model 1610 to 4826 with drying capabilities ranging from 735 to 7,310 bushels per hour at 5-point moisture removal in the dry and cool mode of operation.

Total holding capacities: Total holding capacities range from 1,400 to 9,510 bushels per hour.

Low cost, high efficiency: Superior dryers use significantly lower BTUs and less than half of the airflow compared to conventional screen dryers.

Easy expansion: Models start at 10 tiers and can be easily expanded to 26 tiers onsite.

Easy operation, total control: The Dryer Master GM2 moisture monitor comes standard on all dryers. The optional DM510 offers more detailed drying information and control.

Filling and unloading: Filling and unloading options include gravity fills, scalpers, 2-to-1 transitions, cross-drag conveyors and platforms.

Uniform moisture removal: Mixed-flow drying offers a balanced, equalized and uniform moisture removal per kernel of grain dried, resulting in better test weight cost returns.





SMOOTHWALL BINS

Storage on demand

For the most durable and convenient grain and fertilizer storage, look no further than our extensive line of smoothwall bins. The industry's best built, most dependable brands can be paired with a number of different accessories, including monitoring systems and aeration that are built to stand the test of time. Ask your CPS representative about our many fertilizer-specific bin options.



SMOOTHWALL

Meridian multi-purpose smoothwall hopper bins

- No. 1 Hopper bin for grain, seed, feed and fertilizer storage
- The exterior of Meridian bins, including the GrainMax™ series is now coated with the same baked on powder used on the interior of Meridian's fertilizer bins
- All welded smoothwall construction. No bolts, stiffeners or holes that contribute to product hang-ups and contamination
- Complete support ring and horizontal band for superior structural strength and support
- 24" minimum clearance under the slide gate
- Cone for easy and complete clean-out
- Hopper design and 40-degree minimum bottom angle provides complete, safe and easy clean-out
- Adjustable and lockable rack-n-pinion slide gate assembly
- Retractable bottom ladder section for added site safety
- Premium powder coating with salt-spray rating 3-4 times more than wet paint used by some competitors
- Backed by Meridian's industry leading 5-year coatings and 10-year structural warranty
- Many other safety and convenience options available

Meridian Grainmax™ smoothwall hopper bins

- All the benefits of a Meridian smoothwall without the interior coating required when storing fertilizer
- GrainMax series available up to 7,500 bushels. 14', 16' and 18' diameters
- Accessorize with aeration, roof vents, fill indicators, safety cages and more





SMOOTHWALL

- An excellent choice for protection, durability and value
- Products are available fully accessorized with the most important safety and convenience features
- Convenient delivery to most locations across Western Canada
- Engineered for years of trouble-free clean-out
- Highly durable chemical and scratch resistant paint finish suitable for the harshest Canadian conditions

MAGNUM-F™ smoothwall bins are designed for the safe, long-term storage of fertilizer, grain or seed.

MAGNUM-G™ smoothwall bins are perfect for storing grain, seed and feed.



FUEL TANKS



Westeel tanks are available in a full range of sizes, with custom multi-compartment configurations available. Engineered for safety and environmental protection, Westeel tanks are sure to service your needs for many years.

- Road-Vault® mobile petroleum tanks
- Fuel-Vault® dual wall tanks
- Recycoil® used oil storage tanks
- Fuel oil tanks



Meridian tanks are ideal for a variety of liquid commodities. Their double wall 100 per cent containment tanks prevent costly leaks and provide environmentally safe storage. All Meridian tanks have a baked on, super durable powder coat finish, assuring years of customer satisfaction.

Meridian fuel tanks

- Quality built to meet your specific needs
- Built to ULC-601-7 standards
- Double wall tanks
- Sizes: 2,300L – 75,000L tanks
- Split tanks available
- Fully equipped pump packages
- Proud PEI Member

Meridian fuel trailers

- Transport Canada approved
- Sizes: 1,968L-3,750L
- Pumps available:
 - 40GPM – gas engine
 - 25GPM – 12 Volt
 - 208L 12 Volt DEF system
- Retractable hose reels
- Options available
 - 2-in-1 combos (Air Comp, Genset)
 - 3-in-1 combos (Air Comp, Genset, Welder)
- Toolbox





HANDLING

Take on any challenge

CPS is your one stop shop for equipment to handle crop production and crop protection products. No matter what your needs, we have a wide range of options to consider, including augers, conveyors, seed treaters, seed handlers and crop protection product pumps.

In addition, we can provide liquid storage tanks to fit virtually every requirement, ensuring you get the right handling and storage products to conquer your challenge.

BATCO

Batco manufactures portable belt conveyors for pulse crops, corn, soybeans, seed facilities and fertilizer handling applications. Batco conveyors specialize in gentle handling at a high capacity with low maintenance. Batco's belt conveyors minimize impact damage and help protect grade quality and germination performance of seed. The FX series was engineered for ease of maintenance, optimized containment and maximum speed. The FX series is 50 per cent faster than previous models, reaching up to 9,000 bu/hr for the FX 1500 series and 14,000 bu/hr on the FX 2000 series. The optional heavy-duty mover kit tackles all terrains with ease and the modified hopper keeps grain where it should be – on the belt.

MODEL	TUBE	BELT	CAPACITY	LENGTH
1500 Series	10"	15"	Up to 9,000 bu/hr	35' or 45'
2045 Series	14"	20"	Up to 14,000 bu/hr	45'



WHEATHEART

R-Series grain auger

Wheatheart's R Series truck augers are available in an 8" tube with capacity up to 3,500 bph or a 10" tube with capacity up to 5,500 bph and is available in lengths from 36' to 51'. The optional self-propelled, heavy-duty mover kit is available and features four-wheel steering and rugged all terrain tires. A standard mover kit is also available.

Included CPS package features:

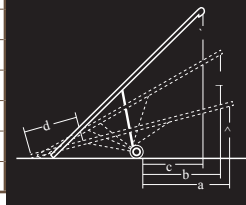
- Wear Edge™ intake
- Gas engine drive
- Hydraulic winch
- Self-propelled kit
- Electric clutch

Options:

- Downspouts
- Hoppers

MODEL	HEIGHT LOWERED A	HEIGHT HALFWAY B	HEIGHT RAISED C	REACH LOWERED D	REACH HALFWAY E	REACH RAISED F	INTAKE REACH G
R 8x36	9' 7"	15' 6"	21' 6"	15' 6"	14' 3"	13'	10' 9"
R 8x41	9' 6"	17' 1"	24' 8"	17' 6"	16' 3"	15'	12' 9"
R 8x46	10' 6"	19'	27' 6"	19'	17' 8"	16' 5"	14' 9"
R 8x51	11' 6"	21' 1"	30' 8"	21'	19' 9"	18' 6"	16' 9"
R 10x36	9' 7"	15' 6"	21' 6"	15' 6"	14' 3"	13'	10' 9"
R 10x41	9' 6"	17' 1"	24' 8"	17' 6"	16' 3"	15'	12' 9"
R 10x51	10' 4"	20' 9"	28' 11"	19' 5"	19' 1"	19' 3"	17' 3"

Heights measured from bottom of auger spout to ground.



Meridian conventional belt-drive and swing augers

CONVENTIONAL BELT DRIVE AUGERS	10" AND 12" SWING AUGERS	14" SLMD SWING AUGERS														
<ul style="list-style-type: none"> Available in: <table border="0" style="width: 100%;"> <tr> <td style="width: 50%;">7" (33', 39', 46')</td> <td style="width: 50%;">2,400 bu/hr</td> </tr> <tr> <td>8" (33', 39', 46', 53', 59')</td> <td>3,000 bu/hr</td> </tr> <tr> <td>10" (39', 46', 53', 59')</td> <td>6,000 bu/hr</td> </tr> <tr> <td>12" (39')</td> <td>10,000 bu/hr</td> </tr> </table> Gas engine drive Square structural tubing on under carriage Continuous one piece Super Edge™ flight assembly One piece tube assembly on 33' and 39' and unique connecting tube feature to 59' length Heavy Duty Reversing gearbox standard Premium Powder coat finish 2-year limited warranty Options: Fully Equipped Packages with Four Wheel Heavy Duty Frame Mounted Mover, belt tensioner, large fuel and hyd tanks, electric clutch, lights and shovel 	7" (33', 39', 46')	2,400 bu/hr	8" (33', 39', 46', 53', 59')	3,000 bu/hr	10" (39', 46', 53', 59')	6,000 bu/hr	12" (39')	10,000 bu/hr	<ul style="list-style-type: none"> Available in: <table border="0" style="width: 100%;"> <tr> <td style="width: 50%;">10" (66' 72')</td> <td style="width: 50%;">6,000 bu/hr</td> </tr> <tr> <td>12" (72', 79', 85', 95')</td> <td>9,000 bu/hr</td> </tr> </table> Reverse scissor lift, mechanical drive swing augers Continuous super edge™ flight with splined coupler Original design left-hand and right-hand flighting in swing hopper Self-leveling low profile hopper Premium powder coat finish 2-year limited warranty Standard features: 540 RPM PTO, reverser kit, extendable axles Options: electric swing hopper movers, hydraulic worm winch for raising/lowering swing hopper, lights and downspouts 	10" (66' 72')	6,000 bu/hr	12" (72', 79', 85', 95')	9,000 bu/hr	<ul style="list-style-type: none"> Available in: <table border="0" style="width: 100%;"> <tr> <td style="width: 50%;">14" (95', 105', 115')</td> <td style="width: 50%;">13,500-15,000 bu/hr</td> </tr> </table> High capacity mechanical drive swing auger Heavy duty frame and cable truss system Continuous super edge™ flight with splined coupler Heavy duty end thrust bearing Original design left-hand and right-hand flighting in swing hopper Premium powder coat finish 2-year limited warranty Standard features: 1000 RPM reversible speed reducing gearbox, electric swing hopper mover and hydraulic winch to raise/lower swing hopper, extendable axles. Optional lights and downspouts 	14" (95', 105', 115')	13,500-15,000 bu/hr
7" (33', 39', 46')	2,400 bu/hr															
8" (33', 39', 46', 53', 59')	3,000 bu/hr															
10" (39', 46', 53', 59')	6,000 bu/hr															
12" (39')	10,000 bu/hr															
10" (66' 72')	6,000 bu/hr															
12" (72', 79', 85', 95')	9,000 bu/hr															
14" (95', 105', 115')	13,500-15,000 bu/hr															



AUGER HEIGHT REFERENCE CHART

MODEL	C/W 35° WELDED HOPPER				MODEL	FLAT BOTTOM BIN			
	30°	35°	40°	45°		30°	35°	40°	45°
144	31	28	26	26	3304	51	48	46	46
145	36	32	30	29	3305	59	54	52	51
146	41	37	34	33	3306	66	60	57	56
147	46	41	38	36	3307	73	67	63	61
148	51	45	42	40	3308	81	73	69	66
194	34	31	30	29	3309	88	80	75	72
195	39	35	34	33	3310	95	86	80	77
196	44	40	38	36	3311	103	92	86	82
197	49	44	42	40	3312	110	99	92	87
198	54	49	45	43	3604	53	49	48	48
1504	41	37	34	33	3605	61	56	54	53
1505	48	43	40	38	3606	68	62	59	58
1506	56	49	46	43	3607	75	69	65	63
1507	63	56	51	48	3608	83	75	71	68
1508	70	62	57	54	3609	90	81	77	74
1509	78	69	63	59	3610	97	88	82	79
1510	85	75	69	64	3611	105	94	88	84
1511	92	81	74	69	3612	112	101	94	89
1804	43	39	36	35	4204	57	53	52	52
1805	50	45	42	40	4205	64	59	58	57
1806	58	51	48	45	4206	71	66	63	62
1807	65	58	53	51	4207	79	72	69	67
1808	72	64	59	56	4208	86	79	75	73
1809	80	70	65	61	4209	93	85	80	78
1810	87	77	71	66	4210	101	91	86	83
1811	94	83	76	71	4211	108	98	92	88
2104	45	40	38	37	4212	115	104	98	93
2105	52	47	44	42	4804	60	57	56	56
2106	59	53	50	48	4805	67	63	62	61
2107	67	60	55	53	4806	75	70	67	67
2108	74	66	61	58	4807	82	76	73	72
2109	81	72	67	63	4808	89	82	79	77
2110	89	79	72	68	4809	97	89	84	82
2406	61	55	52	50	4810	104	95	90	87
2407	68	61	57	55	4811	111	101	96	92
2408	76	68	63	60	4812	119	108	101	98
2409	83	74	69	65	<p>Note: This chart is to be used as a guideline only. Consult your local CPS retail for requirements specific to your bin size.</p>				
2410	90	81	74	70					
2704	48	44	42	41					
2705	55	50	48	47					
2706	63	57	54	52					
2707	70	63	59	57					
2708	77	70	65	62					
2709	85	76	71	67					
2710	92	82	76	72					
2711	98	89	82	78					

The Handler™

The Handler became the top selling specialty loading system in North America because of its ability to cut, empty and rinse a container in seconds. As spraying has changed, so has The Handler. The system also mixes powders and dry products easily and quickly, draws from bulk containers using the Handler venturi on select models, and utilizes cone-bottom, calibrated tanks to easily accommodate batch mixtures and bulk chemical metering. The Handler is such a great investment for spraying operations; you'll wonder why you didn't buy one before! Visit thehandler.com for more details!



Sprayers

Our complete line-up of ATV and spot sprayers come standard with a corrosion resistant polyethylene tank for maximum durability and longevity. Features include:

- 5-30 US gallon capacities
- 5" fill lid with tether and hand wand clips
- 12 Volt, 35 psi max diaphragm pump
- 18" lever handgun with adjustable tip
- 15' handgun hose



Tanks

Big Green tanks

Fibreglass liquid storage tanks are fast becoming the standard in the agricultural industry. Made using the most advanced fibreglass manufacturing technique in North America, our tanks feature a 4-layer composite fibreglass design that has set the industry standard for over 40 years:

- A C-Veil inner liner of chemical/corrosion resistant resin.
- Corrosion barrier of resin layers and high strength chopped fibreglass.
- Made from high-strength filament wound glass strands mixed with fibreglass and resin.
- Exterior coat of chemical/corrosion resistant, weatherproof resin with a UV inhibitor.



Polyethylene tanks

Polywest is the largest Canadian distributor and one of North America's largest distributors of Norwesco polyethylene tanks. Norwesco, Inc.® is North America's leading manufacturer of proprietary rotationally molded polyethylene tanks for agricultural, water, closed-top industrial and below ground septic and cistern applications.



Pumps

Polywest offers a number of different pumps, in a variety of sizes, brands and styles, to suit the need of today's modern farmer.

1. **Banjo pumps** – Self priming, corrosion resistant, low maintenance, highly portable
2. **Pacer pumps** – Powered by Honda GX & GC series engines for the highest level of reliability
3. **GPI chemical gear pump** – Workhorse when it comes to transferring chemicals easily and reliably, with flow rates up to 30 LPM

4. **Dura pumps** – Offering a best in class performance and easy calibration, Dura is the best solution for consumers wishing to transfer chemicals and liquids from totes, 55-gallon drums and other liquid storage containers. Pump capacity is up to 60 litres per minute.





LIVESTOCK HANDLING

Custom solutions for your operation

Count on CPS to provide the best solution for your livestock handling needs. With a full line of innovative farm and ranch equipment available including squeezes, feeders, loading chutes, alleys, gates and panels, we understand the needs of today's cattlemen and ranchers.

Products are designed by cattlemen for cattlemen, with ease of operation, safety and pressure free handling at the forefront, with dedicated and experienced CPS staff to help farmers, ranchers, grazing leases and feedlots plan and build the system you need.

STAMPEDE STEEL

Cattlemen, welcome to easy street

Stampede Steel brings innovative design and quality craftsmanship to the ranch.

With the development of the first livestock handling system in the industry to operate from the rear, Stampede Steel's innovative design keeps cattlemen out of the flight zone, making for better and safer handling of livestock than ever before.

Easy-flow "S" alleys and crowding tubs are designed to be rancher-friendly, putting less stress on the cattle, the rancher and crew.



The Stampede team is made up of ranchers, who understand the needs of today's cattlemen and just how valuable time away from the ranch can be. CPS and Stampede work one-on-one with you from the layout of a customized system, through the ordering process as well as the delivery, set-up of equipment on the ranch.

Quality and customer service are second-to-none. Stampede Steel, available from your local CPS retail, makes the good life better.

Products available from Stampede Steel:

- Squeezes
- Feeders
- Loading chutes
- Alleys
- **NEW** Fully adjustable, double lead-in alley
- Tubs
- Gates and panels
- Feedlot equipment
- Accessories
- Complete custom systems and more





Crowding tubs

The five-section full tub is 20-feet in diameter with a 10-foot radius and available for right or left-handed systems. The tub height is 8-feet and each panel stands 65.5-inches tall. The tub features an exit door for load out or redirecting cattle. A two-thirds system is also available.

The Double Pivoting Gate is a standard feature in which the main pivoting gate swings around to meet up with the secondary gate, making for a virtually cornerless tub. This action pushes the gate around to create a straight section, adding 11-feet of alley to the tub. This unique feature keeps the cattle from turning around and allows work to be done from the tub-side.



Stampede Steel Crowding Tubs are safe, efficient and built to last. Once you own one, you won't know how you worked cattle without it.



Squeezes

Manual, self-catch and hydraulic parallel axis chutes specifically designed to accommodate all cattle, from calves, cows and large bulls. Hydraulic squeezes can be operated from anywhere with the unique 340 degree pivot. Self-catch chutes can be operated from the back corner as well as the front. All squeezes come with a rear bi-fold door, double exit side doors and optional palpation cage. The second generation hyd squeeze comes standard with 3HP power pac. Additional options include, overhead scale or weigh bars, side blinders, overhead pivot arm and hyd neck bender for an improved method of implanting, vaccinating and head restraint that keep both operator and animal safety in mind.



Feeders

Available in three sizes, Stampede Steel's one, two, and three bale feeders help minimize hay waste and reduce feeding costs with either cow or bull openings and the patented haysaver design. All one piece feeders are on skids for easy movement. Also available, three-piece cow cone feeders, three-piece HD Tombstone, HD fence line feed panels and HD fence line feed bunks in 20' and 24' lengths.

FORAGES



Winning varieties proven over decades

CPS is proud to offer the widest forage portfolio as well as ready access to the newest varieties. Balancing the feed requirements of your herd with cost and the agronomic requirements of your growing conditions, you need solutions that will help your operation thrive. Our recommendations and products are backed by the Proven® Seed Performance Promise — your guarantee of forage stand establishment that yields top quality results.

Proven Seed Master Blends

Western Canadian growers looking for the highest levels of consistency, purity and quality in forages will want to consider a Proven Seed Master Blend from CPS. Developed over decades, these blends have been custom designed for prairie conditions and refined to provide you with the best quality forages for a productive forage stand.

The quality you'll find in Proven Seed Master Blends is the product of our commitment to forage variety evaluation. Each of our seed varieties is bred, tested and managed under the strictest quality assurance program. The result is that you can count on Proven Seed Master Blends for pastures and hay fields that live up to the highest standards for stand establishment and top quality results.

Choose from two Proven Seed Master Blend categories:

- **Hay:** Designed to fit the most common forage requirements of most prairie growers and ranchers. Alfalfa blend range: 0-60%.
- **Pasture:** Selected for hardiness, yield, regrowth potential, forage quality and salt and traffic tolerance. Available for both high and low moisture zones.

The hps® brand

Developed for our forage seed products, the hps brand is the common seed line from CPS. It provides forage growers with coverage under the best warranty in the industry as well as the same high-quality standards as our certified seed.

Quality assurance

When selecting seed lots for our forages, careful consideration is taken to ensure you have the highest level of success possible.

Proven Seed forages, including Master Blends and hps-branded varieties, conform to the rigid purity standards of less than 10 weed seeds per 25g. The Canada Seeds Act standards allow for up to 50 seeds per 25g in common seed and 25 seeds per 25g in certified seed. The number of weed seeds per bag of seed can greatly impact the quality of a forage stand in the long term. Only the top quality seed goes into our forage seed bags.

Watch for the 2018 CPS Forage Guide to see the full lineup of Proven Seed Master Blends, alfalfa and grass seed varieties.

To talk to our CPS forage experts, call 1-800-661-3334 or email forage.seed@cpsagu.ca. For more information, visit provenseed.ca/forages or ask your local CPS retail.

INTEGRITY



Integrity is Western Canada's leader in Post Frame Construction.

With thousands of buildings across Western Canada (BC, AB, SK and MB), Integrity meets or exceeds the most demanding engineering specifications for strength and durability at a reasonable price.

Our leading edge technology, including the most durable post in the industry, ensures you get a strong post frame building with longevity. We are proud to offer our customers the Perma-Column™ premium option that comes with a lifetime guarantee—the only patented concrete post available in Canada.

Integrity's award winning buildings include:

- Machinery storage
- Farm shops
- Grain storage buildings
- Fire halls
- Hay barns
- Riding arenas
- Oil & gas structures
- Farm barns
- Acreage buildings
- Airplane hangars
- Livestock shelters
- Commercial buildings



SAFETY



Preventing grain entrapment

Each fall, combines are cleaned and stored, augers fall quiet and the result of all that hard work in the field is safe at home in the bin. Grain bins represent the bounty of the harvest, the symbol of a successful season, but they also pose serious hazards.

There are many hazards associated with grain and grain storage. Respiratory hazards, fire and explosion hazards and fall hazards. However, there is one hazard that is becoming all too common in stories about near misses, injuries and deaths in and around grain bins – grain entrapment.

Grain entrapment can happen within seconds. There are many reasons why somebody might enter a grain bin, but without proper equipment and training, a simple action can lead to injury and even death. Grain entrapments can occur when: a person is present on the surface grain which is being drawn out from beneath them; a person attempts to walk across the surface of grain where a void exists beneath the surface; or a person is in a grain storage facility where grain has solidified onto the walls of the bin and then the wall of grain collapses.

Just like farm equipment, grain bins should be off limits to children and unauthorized personnel. This means talking to children, employees and visitors about the dangers associated with grain bins. This first step can go a long way in preventing grain entrapment and suffocation.

On-site training

In response to the frequency of grain entrapments and close calls, the Canadian Agricultural Safety Association (CASA) developed BeGrainSafe, a comprehensive new grain safety program.

At the heart of BeGrainSafe is the mobile grain safety demonstration and training unit. At large events, the mobile unit will educate the public about the dangers of grain entrapment and general grain handling hazards. Fire fighters will be able to access hands-on, interactive training in safe grain extrication procedures. Lastly, the unit will be used to provide indepth emergency plan development training to agricultural workplaces.

Awareness of grain entrapment isn't just important for adults, but also for children and youth. BeGrainSafe includes interactive tabletop displays that engage youth (and their parents) to impress the importance of understanding the hazards associated with grain.

The BeGrainSafe program aims to be interesting, educational and easy to understand. Grain entrapment can be avoided. It's a matter of communicating and planning. For more information about farm safety, visit casa-acsa.ca.



CPS has donated \$80,000 to the BeGrainSafe program.

ALWAYS ON

CPS has over 200 retail locations across Western Canada. And at those retails, you'll find the products and expertise to ensure your farm gets the very best in storage and handling solutions.

To find out more about the products featured in this guide or for information on other products we carry, contact your local CPS representative. We're always ready to help you profit from our experience.

For a complete list of CPS retail locations, visit cpsagu.ca



For more information on CPS storage and handling solutions,
contact your local CPS representative or visit cpsagu.ca

